


Mushroom House Cross Stitch Pattern

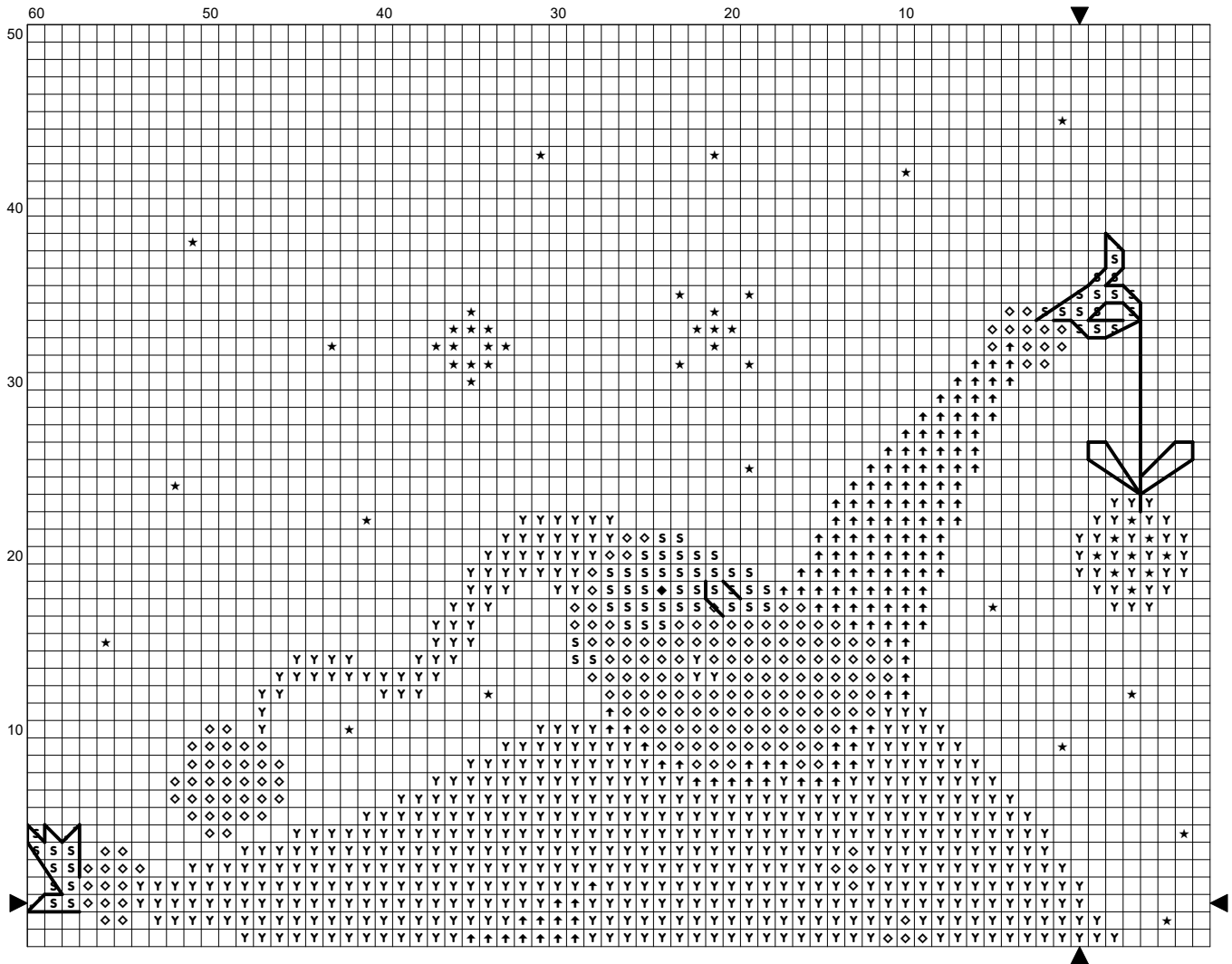


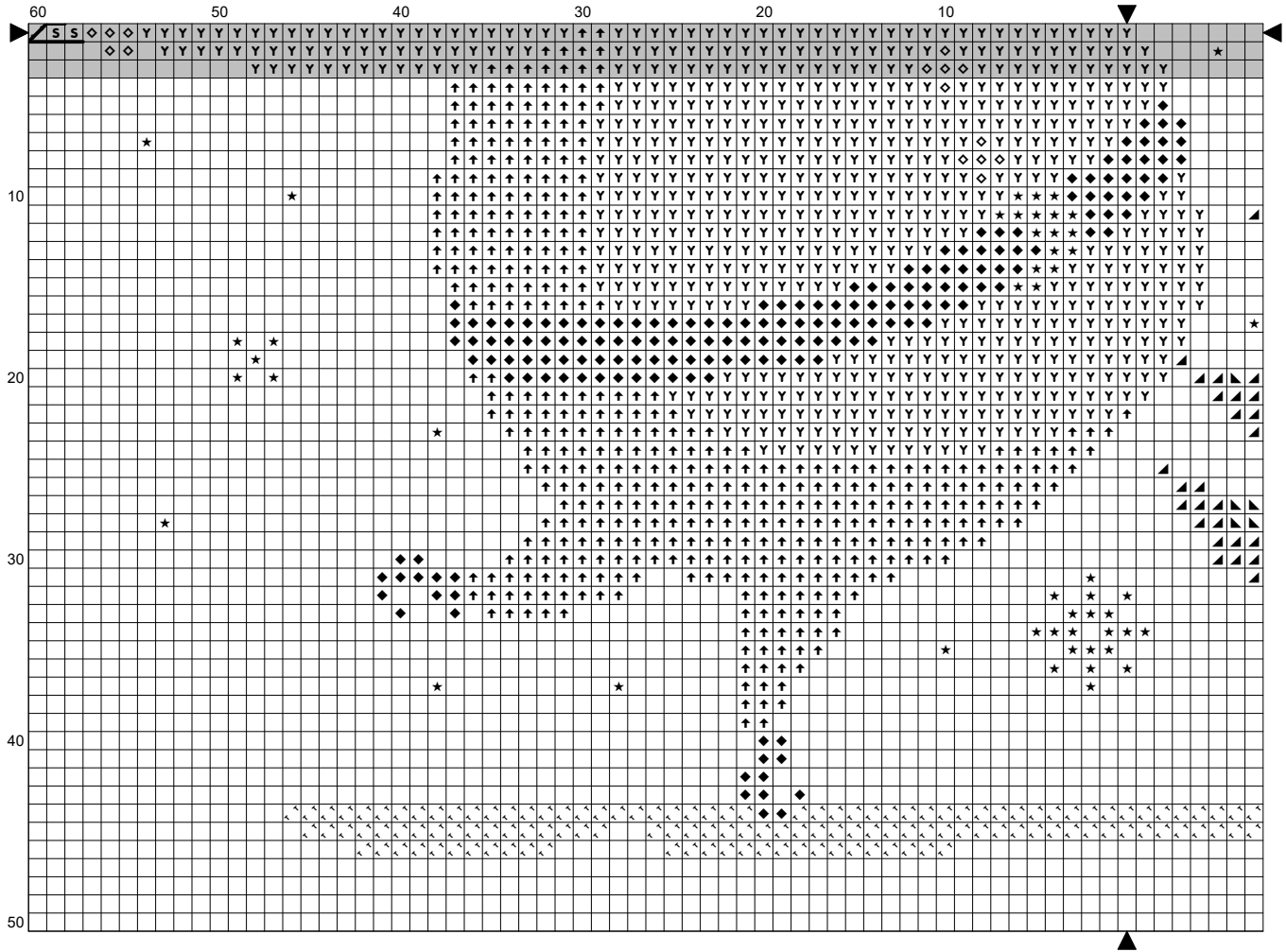
Stitches: 121 x 91


Size: 7.56 x 5.69 inches or 19.21 x 14.45 cm


Find out more at needlepointnook.com
























Instructions and Symbol Key for Design "Santa"

Fabric: 16 count Navy Blue Aida

Stitches: 121 x 91 **Size:** 7.56 x 5.69 inches or 19.21 x 14.45 cm

Colours: DMC

Use 2 strands of thread for cross stitch

<u>Sym</u>	<u>No.</u>	<u>Colour Name</u>	<u>Sym</u>	<u>No.</u>	<u>Colour Name</u>
	900	Saffron orange		946	Fire orange
	3865	Winter white		839	Root brown
	699	Deep grass green		905	Parrot green
	973	Daffodil yellow		951	Light eggshell cream

Half Cross Stitches

<u>Sym</u>	<u>No.</u>	<u>Colour Name</u>	<u>Sym</u>	<u>No.</u>	<u>Colour Name</u>
	827	Forget-me-not blue		951	Light eggshell cream

Use 1 strand of thread for backstitch

	DMC 3865	Winter white
	DMC 945	Eggshell cream

This chart has been designed and printed with our best intentions of being without mistakes. However, the possibility of human error, printing mistakes or the variation of individual stitching does exist, and we regret that we cannot be responsible for this.

Note: The shaded blocks on the chart represent overlapping stitches.
 Produced using Cross Stitch Professional for Windows www.dpssoftware.co.uk
 Copyright © Irene Stegnii 2021 All rights reserved.



Hello stitching enthusiasts,

I'm Iryna, the creative force behind Needlepoint Nook, and I'm delighted to share my passion for cross stitch, needlepoint, and embroidery patterns with you. With a love for samples, space, and ethno style, I bring a unique blend of inspiration to my designs, ensuring each pattern is a work of art.

Whether you're an experienced stitcher or just starting, my patterns are designed to ignite your creativity and transport you to a world of beauty and imagination.

I take great pride in curating patterns that are not only visually beautiful but also easy to follow and stitch. Each design undergoes meticulous testing to ensure the best possible results. With clear instructions, color charts, and stitch guides, you'll find joy in bringing these patterns to life, one stitch at a time.

To explore my collection and start your next stitching project, visit my website at needlepointnook.com. There, you'll find many patterns that showcase my passion for blending artistry, culture, and the universe's wonders.

Have a question or need assistance? Don't hesitate to reach out to me directly at iryna@needlepointnook.com

I'm always here to support you on your stitching journey, providing guidance, answering your queries, or simply sharing your progress in the excitement.

Sign up now at needlepointnook.com to become a part of our stitching family and unlock access to a world of needlework wonders.

Thank you for choosing Needlepoint Nook as your destination for exceptional needlework patterns. Let's stitch our way together to endless creativity, shared inspiration, and the joy of bringing art to life.

Happy stitching!

Warm regards,

Iryna Stegnii

Needlepoint Nook

Website: needlepointnook.com

Email: iryna@needlepointnook.com

