

157 X 94 STITCHES




Cross Stitch Pattern

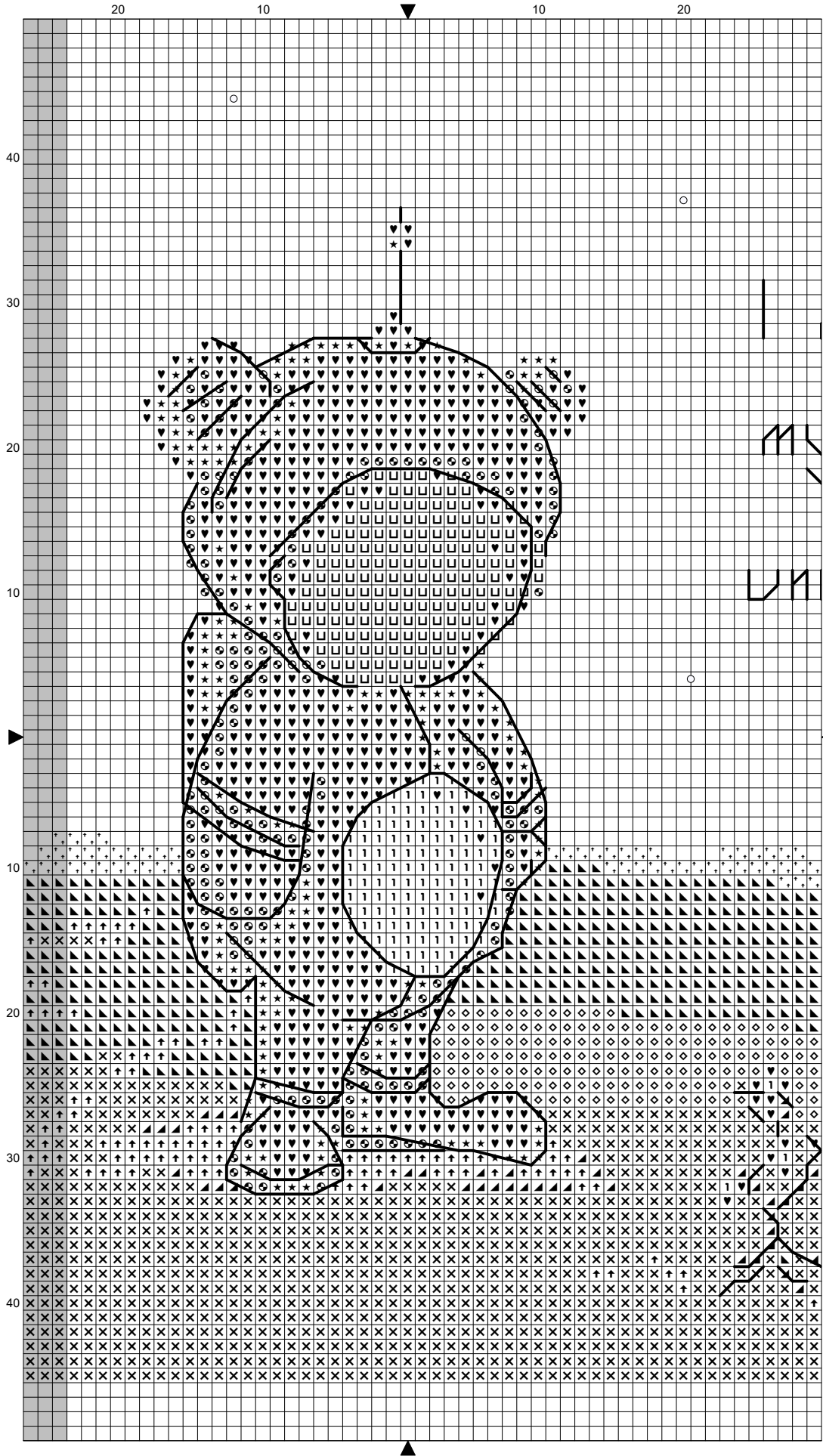
I WILL GROW MY OWN UNIVERSE...


11 colors (DMC), cross-stitch, half stitch, back stitch
Aida 16 ct


Deisinger Irene Stegnii


Other cross stitch patterns here:
needlepointnook.com




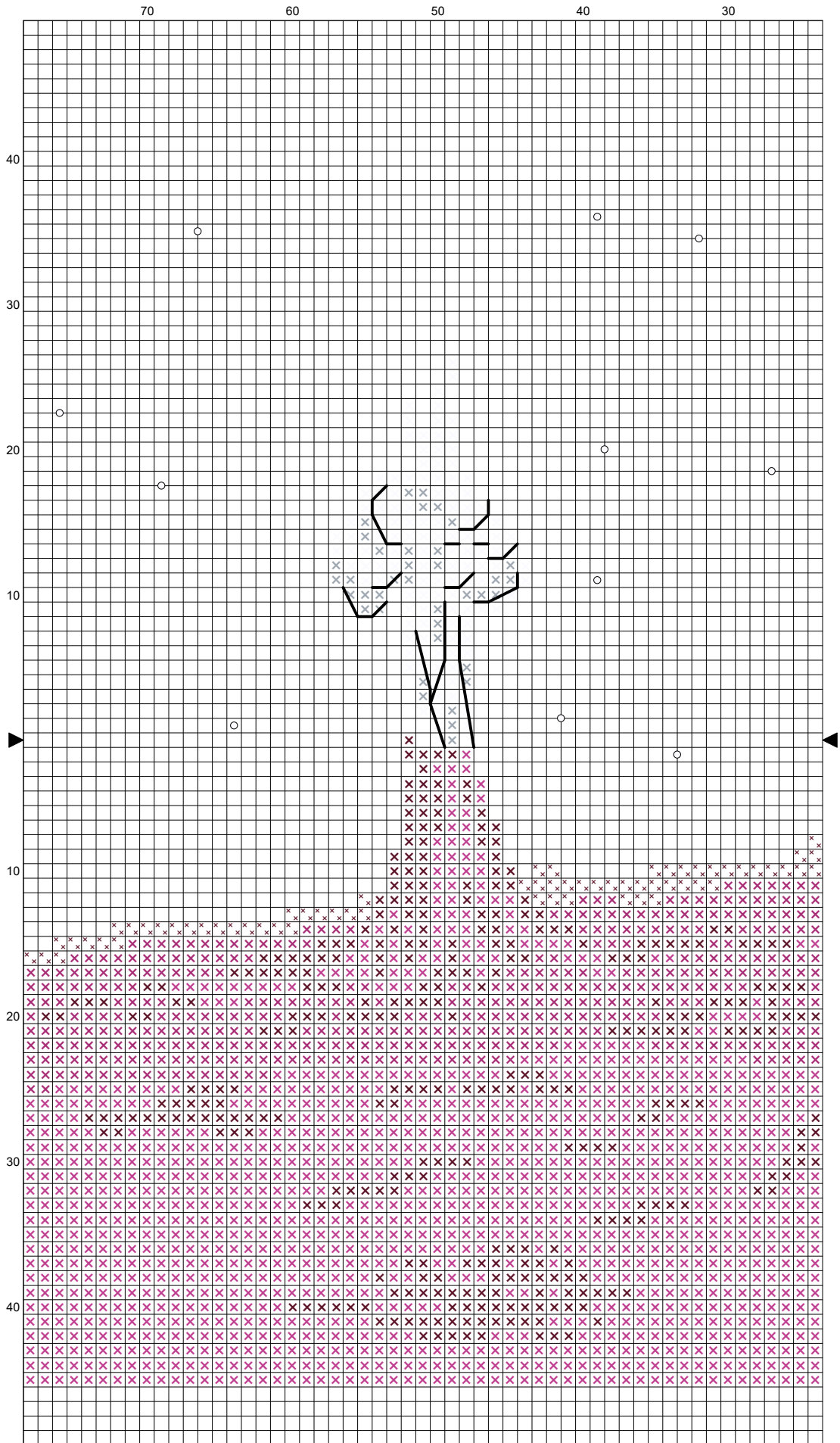

















Instructions and Symbol Key for Design "I will grow my own universe..."

Fabric: 16 count Navy Blue Aida

Stitches: 157 x 89 **Size:** 9.81 x 5.56 inches or 24.92 x 14.13 cm

Colours: DMC

Use **2** strands of thread for cross stitch

<u>Sym</u>	<u>No.</u>	<u>Colour Name</u>	<u>Sym</u>	<u>No.</u>	<u>Colour Name</u>
♥	5200	B Bright white	1	3846	Light turquoise
◇	718	Magenta	×	3607	Pink plum
▲	3607+917		■	915	Dark plum
★	814	Deep wine red	■	310	Black
★	415	Chrome grey	■	414	Lead grey

Half Cross Stitches

<u>Sym</u>	<u>No.</u>	<u>Colour Name</u>	<u>Sym</u>	<u>No.</u>	<u>Colour Name</u>
■	814	Deep wine red			

Use **1** strand of thread for backstitch

=====	DMC 3750	Deep petrol blue
=====	DMC 5200	B Bright white
=====	DMC 310	Black
=====	DMC 415	Chrome grey

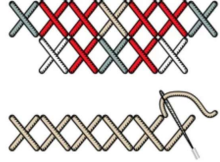

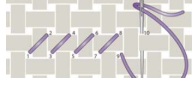
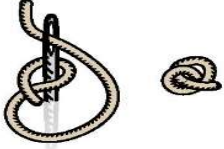
French Knots

○	DMC 5200	B Bright white
---	----------	----------------

This chart has been designed and printed with our best intentions of being without mistakes. However, the possibility of human error, printing mistakes or the variation of individual stitching does exist, and we regret that we cannot be responsible for this.

Note: The shaded blocks on the chart represent overlapping stitches.
 Produced using Cross Stitch Professional for Windows www.dpssoftware.co.uk
 Copyright © Irene Stegnii 2021 All rights reserved.

Stitching instructions

Cross stitch		Back stitch	
Half cross stitch		French knot	

Each square on the grid represents a single cross stitch. Find these symbols in the legend. They tell you what colors to use and where they go.

Line numbers help you keep track of where you are

